


BORROWING EBOOKS WITH KINDLE DEVICES



Kindle

Kindle eReaders have black and white screens and are only used to read eBooks. Older generations of Kindle eReaders might have a keyboard and might not have the ability to connect to WiFi networks.

To find books compatible with Kindle eReaders, go to ebooks.wlnonline.org and click “Kindle Books” at the top of the page.

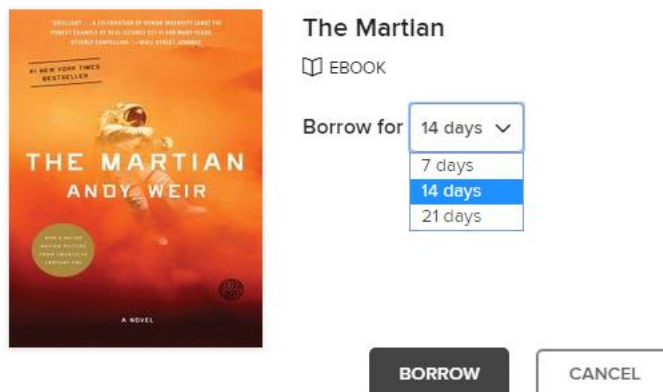
IF THE KINDLE EREADER CAN CONNECT TO WIFI:

1. Use a computer to go to ebooks.wlnonline.org
2. Click the “Sign In” button in the upper right corner of the screen.
3. Enter your library card number and click “Sign In.”
4. Click the cover of the book you want to borrow.
5. Click the “Borrow” button.




BORROW

6. A popup window appears. Select a lending period from the dropdown and click the “Borrow” button.



7. Another pop up will appear. Click the “Read now with Kindle” button. You will be redirected to Amazon.com

SUCCESS!



The Martian is checked out to you until **September 25, 2018**.

You can borrow 9 more titles.

Read now with **kindle**

Read on your phone, tablet, and more.



OR

Read now in browser

Download
EPUB eBook

[Report Kindle Book problem](#)

8. Click "Get library book" on the right side of the page.

Get Library Book

Deliver to your Kindle or other device

Loan expires: **September 25, 2018**

If you would like to end this loan early, you can [return it now](#).

9. Sign in using your Amazon username and password.
10. Select the device you would like the book to be delivered to from the dropdown menu.

✓ Thanks, Dana!

Your digital library book, will be delivered the next time Kindle Cloud Reader syncs. If you would like to manage your digital titles, go to [Manage Your Content and Devices](#).

Or you can read on other devices using our [Free Kindle Reading Apps](#).

Continue shopping the Kindle Store

Want to start reading right away?

Read now in Kindle Cloud Reader

Deliver to another device

Dana's Kindle Cloud Reader

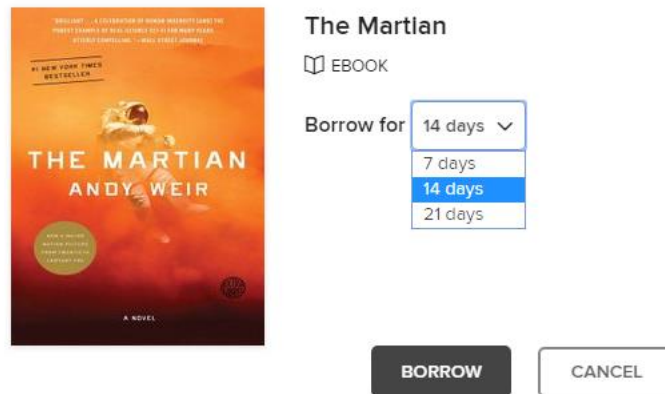
Deliver

Click here to select your device.

11. Click "Deliver." The book will appear on your device.

IF THE KINDLE EREADER CANNOT CONNECT TO WIFI:

1. Connect the Kindle to a computer via the USB cable
2. Use a computer to go to ebooks.wlnonline.org
3. Click the “Sign In” button in the upper right corner of the screen.
4. Enter your library card number and click “Sign In.”
5. Click the cover of the book you want to borrow.
12. A popup window appears. Select a lending period from the dropdown and click the “Borrow” button.

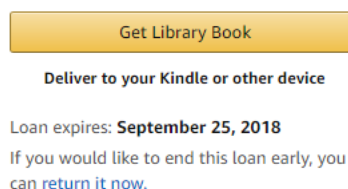


13. Another pop up will appear. Click the “Read now with Kindle” button. You will be redirected to Amazon.com

SUCCESS!



14. Click “Get library book” on the right side of the page.



15. Sign in using your Amazon username and password.

16. Click “Manage Your Content and Devices.”

✓ **Thanks, Dana!**

Your digital library book, will be delivered through the Amazon Kindle Cloud Reader. If you would like to manage your digital titles, go to **Manage Your Content and Devices**. Or you can read on other devices using our [Free Kindle Reading Apps](#).


Read now in Kindle Cloud Reader

Continue shopping the Kindle Store

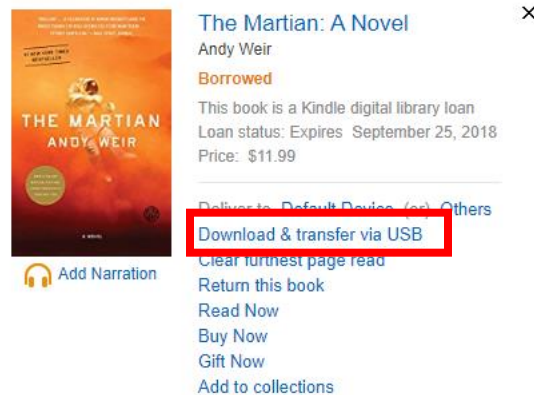
Deliver to another device

Dana's iPad ▾

Deliver

17. Click the  button next to the title you just borrowed.

18. Click “Download & transfer via USB.”



The Martian: A Novel
Andy Weir
Borrowed
This book is a Kindle digital library loan
Loan status: Expires September 25, 2018
Price: \$11.99

Deliver to: Default Device (ed) Others

Download & transfer via USB

Clear furthest page read
Return this book
Read Now
Buy Now
Gift Now
Add to collections

19. A popup window appears. Select the device you will transfer the eBook to.

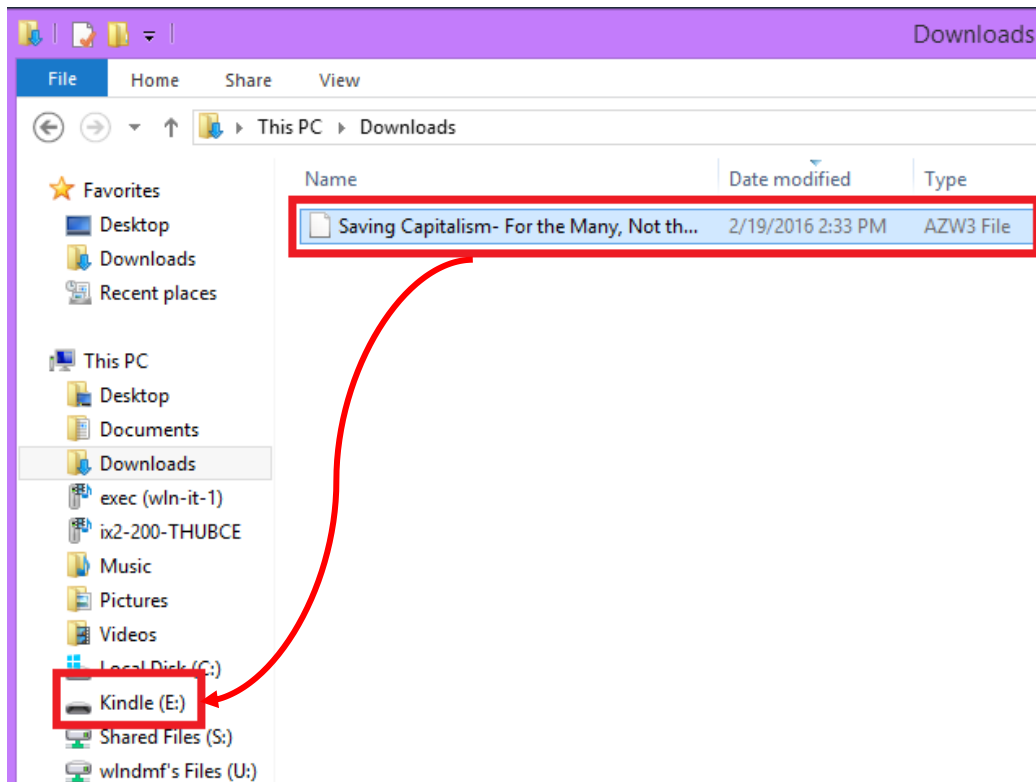
20. If a prompt appears, click the circle next to “Save File” and click “Okay.”



Select **Save File**, then click **OK**

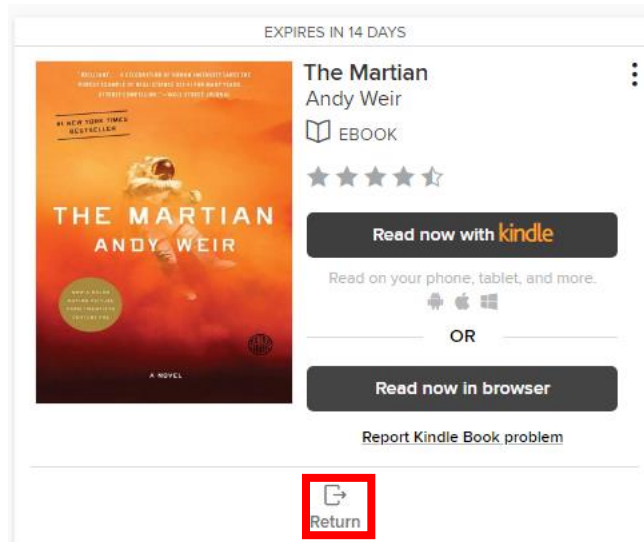
21. Go to the Downloads folder on your computer. The eBook file should appear as an AZW3 File.

22. Drag the eBook file to the Kindle (it should be listed as a remote drive.)



RETURNING A KINDLE EBOOK

1. Go to ebooks.wlnonline.org and sign in.
2. Click “My Account” in the upper right corner of the screen.
3. Click “Loans.”
4. Click the “Return” button.



5. A popup window appears. Click the “Return Title” button.