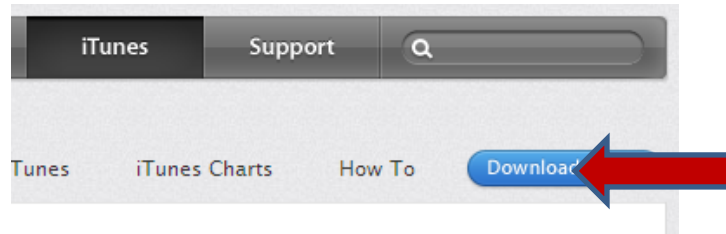


Library eBooks and Your iPad

1. You can download eBooks directly to your iPad with the Overdrive Media Console. You need an iTunes account in order to download any apps from the app store. When setting up your account with iTunes, you can provide a valid credit card number, or if you wish not to give a credit card number, follow the directions at www.webjunction.org/mobile-devices under the link “Using Accounts for E-Reader Devices” at the bottom of the page. If you have an account please skip step 2.

2. The iTunes web page is located at www.itunes.com and in the right-hand corner select *Download iTunes*.



3. On the next screen choose *Download Now* and follow the directions provided.

4. In order to download the proper app, the operating system on your iPad must be at iOS version 4.2 or higher. To check your iOS select *settings*.



5. Then choose *General* and *About*



6. Halfway down the page the version will be listed.

7. If you have iOS 4.2 or higher, you can skip to step 9, otherwise continue with step 7 to update.

8. Connect your iPad to your computer using your USB cord. Once connected, your device will appear on the left-hand side of the screen.



9. Select *Check for Update* and follow the directions. This may take several minutes.

10. On your iPad, open the App Store icon, or on your computer select the iTunes store from the top menu.



11. Type *Overdrive Media Console* into the search box.



12. Click on the Overdrive Media Console and download this app directly onto your iPad to your home computer.



13. If you download an app onto the computer, you must upload it to your iPad.





14. Once the app is loaded on your device, open it. Choose *Get Books +*, which will be in the upper right-hand corner.



15. Select *Add a Website*.

16. Fill in *Find a Library* with *Westmoreland Library* in the search engine for the name of the library and select *search*. Choose *Westmoreland County Federated Library* and then the available format *eBooks*. If you receive an error message “Safari cannot open page because the server cannot be found,” type `wlnonline.lib.overdrive.com/` in the website finder box above. The website address does not begin with `www`.

17. Once you connect to the Westmoreland Library eNetwork, the Login ID is `westmoreland.midas.preview` and the Password is `m3diaforall`. You can browse the catalog and either *Join Waiting List* or *Add to My Basket* for each item.

	<p>Water for Elephants A Novel by Sara Gruen</p> <p>Average rating: ★★★★★ Log In & rate this title.</p> <p>As a young man, Jacob Jankowski was tossed by fate onto a rickety train that was home to the Benzini Brothers Most Spectacular Show on Earth. It was the early part of the great Depression, and for...</p> <p> Adobe EPUB eBook</p> <p>Plays on: eBook-compatible computers & devices</p>	<p>Join Waiting List Add to Wish List</p>
	<p>What the Night Knows A Novel by Dean Koontz</p> <p>Average rating: ★★★★★ Log In & rate this title.</p> <p>In the late summer of a long ago year, a killer arrived in a small city. His name was Alton Turner Blackwood, and in the space of a few months he brutally murdered four families. His savage spree...</p> <p> Adobe EPUB eBook</p> <p>Plays on: eBook-compatible computers & devices</p>	<p>Add to My Basket Add to Wish List</p>

18. Once you have selected *Add to My Basket*, you have the option to continue browsing or to checkout.

[Water for Elephants](#)

A Novel

Lending period: 14 days

Adobe EPUB eBook	Plays on:	eBook-compatible computers & devices	remove
------------------	-----------	--	------------------------

[Continue Browsing](#)

[Proceed to Checkout](#)



19. Once you have proceeded to checkout, you must choose your library, then type your library card number.

Westmoreland County Federated Library System

(If this is not your library, please [go back](#) and select again)

Library card number



Log In

20. Select *Confirm Check Out*.

[Water for Elephants](#)

A Novel

Lending period: 14 day checkout

Adobe EPUB eBook	Plays on:	eBook-compatible computers & devices	remove
------------------	-----------	--	------------------------

Important notes:

- You may check out a maximum of 10 titles at one time
- You currently have 0 title(s) checked out
- You will have 9 title(s) remaining after checking out the selected title(s)

Confirm check out



21. Choose *Download*, which will launch the Overdrive app.



22. Once Overdrive opens, you need to register at [adobe.com](#) or sign in. If you have an account, select *sign in* or if you do not, choose *adobe.com* and follow the directions.

23. Choose *Download* at the bottom of iPad to get your book. If your book is not there, go back to the webpage and download your book again.



24. Once the book downloads, it will be on the *homepage* of the app. Select the book to read it.

25. Once the loan period for your item expires, it will be automatically returned to the library. You can then delete the item from your iPad.

Revised 4/6/11